


Graduate Your Homeschooler In Style: A Comprehensive Guide to a Memorable Graduation Ceremony

The first step in planning your homeschool graduation ceremony is to decide on the date, time, and location. You may want to hold the ceremony at your home, church, or a local park. Once you have chosen a date and time, you can start to plan the details of the ceremony.

Here are some things to consider when planning your homeschool graduation ceremony:

- **The theme of the ceremony.** The theme of the ceremony can be anything you want it to be. You may want to choose a theme that reflects your child's interests or personality.
- **The Free Download of the ceremony.** The Free Download of the ceremony is up to you. You may want to include a processional, a welcome speech, a presentation of diplomas, a keynote speaker, and a recessional.
- **The music for the ceremony.** The music for the ceremony can be anything you want it to be. You may want to choose music that is meaningful to your child or that reflects the theme of the ceremony.
- **The decorations for the ceremony.** The decorations for the ceremony can be anything you want them to be. You may want to choose decorations that reflect the theme of the ceremony or that are simply festive and celebratory.

Once you have planned the details of the ceremony, it is time to send out invitations. Invitations should be sent out at least 4 weeks in advance of the ceremony. Be sure to include the date, time, and location of the ceremony, as well as any other important details.



Graduate Your Homeschooler in Style: Make Your Homeschool Graduation Memorable (The HomeScholar's Coffee Break Book series 5) by Lee Binz

★★★★★ 5 out of 5

Language	: English
File size	: 1559 KB
Text-to-Speech	: Enabled
Screen Reader	: Supported
Enhanced typesetting	: Enabled
Word Wise	: Enabled
Print length	: 48 pages
Lending	: Enabled



The day before the ceremony, it is a good idea to hold a rehearsal. This will give your child a chance to practice walking in the processional and recessional, and it will also give you a chance to make sure that everything runs smoothly on the day of the ceremony.

On the day of the ceremony, arrive at the location early to set up. Make sure that all of the decorations are in place and that the music is ready to go.

When the guests arrive, they should be greeted and directed to their seats. The ceremony can then begin.


Here is a sample Free Download of ceremony:

- **Processional**
- **Welcome speech**
- **Presentation of diplomas**
- **Keynote speaker**
- **Recessional**

After the ceremony, there will be a reception where guests can congratulate the graduate and their family. The reception can be held at the same location as the ceremony or at a different location.

After the ceremony, you may want to take your child out to dinner or have a party at home to celebrate. This is a time to relax and reflect on all of the hard work that you and your child have put in over the years.

Planning and hosting a homeschool graduation ceremony is a great way to honor your child's achievements and celebrate their transition into adulthood. By following the steps in this guide, you can create a ceremony that is both meaningful and memorable.



Graduate Your Homeschooler in Style: Make Your Homeschool Graduation Memorable (The HomeScholar's Coffee Break Book series 5) by Lee Binz

★★★★★ 5 out of 5

Language : English
File size : 1559 KB
Text-to-Speech : Enabled
Screen Reader : Supported
Enhanced typesetting : Enabled

Word Wise : Enabled
Print length : 48 pages
Lending : Enabled


FREE

DOWNLOAD E-BOOK



Unveiling the World of Tequila: A Collector's Guide to Tequila Aficionado Magazine April 2024

: Prepare to embark on a tantalizing journey into the extraordinary world of tequila with the highly anticipated April 2024 issue of Tequila Aficionado Magazine. This...



Hazel McCallion and the Development of Mississauga: A Transformative Journey

: The Matriarch of Mississauga Hazel McCallion, affectionately known as "Hurricane Hazel" for her unwavering determination and leadership, served as the mayor of...